

Hi Everyone

It's that time of year again when we need to start thinking about proficiencies and the start of a new season. Patrols start on Saturday 21st September.

Patrolling Award proficiency dates for the 2019-20 season are as follows please arrive at 8am:

- Sunday 15th September 2019
- Saturday 5th October 2019
- Saturday 16th November 2019
- Sunday 22nd December 2019

If you can't make one of these dates, please contact me or Di in the office to arrange for you to do your proficiency at another club (you require club approval first to do this).

DON'T FORGET YOU MUST WEAR A HIGH VIS OR CLUB CAP WHEN YOU COMPLETE YOUR PROFICIENCY SWIM (NOT A PATROL CAP), PLEASE BRING ONE IF YOU HAVE ONE.

IF YOU DID NOT COMPLETE A PROFICIENCY LAST SEASON YOU MUST COMPLETE A POOL SWIM. THERE IS A FORM ATTACHED FOR THOSE WHO NEED IT.

WARNING this is a long email BUT it contains ALL the information required for you to complete your proficiency requirements. I would suggest that you print the email to refer to while you complete each step, there are pictures included to help you. All the proficiency information is also available on the website <https://coolangattaslsc.com.au/courses>

IF YOU HAVE NOT COMPLETED ALL OF THESE STEPS YOUR PROFICIENCY WILL NOT BE PROCESSED!

To be eligible to complete your proficiency you need to have:

- 1** - Completed your online proficiency paper and bring a printed copy of the completion certificate
- 2** - Renew your membership online and payed your membership fee (this is a 2 step process and membership will not be accepted until both are complete)
- 3** - Create a USI
- 4** - Hold a Current Blue Card that is registered with Surf Life Saving Queensland
- 5** - Completed the Child Youth Risk Management (CYRM) Strategy online

STEP 1 – COMPLETE THE THEORY PROFICIENCY PAPER

The proficiency paper for SLSQ for this season is back in the SLS Member Area <https://members.sls.com.au>

If you don't already have a member's area account you will need to create one first.

PLEASE NOTE if you have issues logging into your members portal please contact SLSA IT Helpdesk via <https://help.sls.com.au>

Call the IT Helpdesk on: **1300 724 006**



SURF LIFE SAVING AUSTRALIA
MEMBERS AREA

Home Memberships ▾ Patrols ▾ **eLearning** News and Events ▾













Once you are logged in go to the MEMBERSHIPS drop down menu and Select COURSES and hit the red button

Login to eLearning

This will then re-direct you to a new page

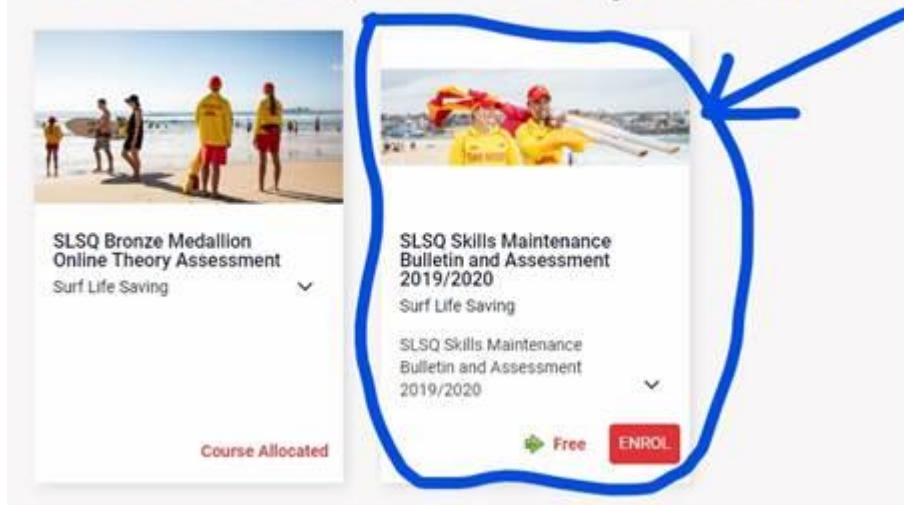
Then go to training library and select **SLS Life Saving Queensland ... DON'T DO - SLS SKILLS MAINTENANCE**

Course Categories

 SLS - Autism ▾ VIEW COURSES	 SLS - Aquatic Rescue ▾ VIEW COURSES	 SLS - Emergency Care ▾ VIEW COURSES	 SLS - Coaching ▾ VIEW COURSES
 SLS - Officiating ▾ VIEW COURSES	 SLS - Safety and Wellbeing ▾ VIEW COURSES	 SLS - Skills Maintenance ▾ VIEW COURSES	 SLS - Age Managers ▾ VIEW COURSES
 SLS - New South Wales ▾ VIEW COURSES	 SLSQ Online Theory Assessments ▾ VIEW COURSES	 SLS - Mentors Access Only ▾ VIEW COURSES	 SLS - Life Saving Queensland Sports ▾ VIEW COURSES

Once you select view courses select **SLSQ Skills Maintenance Bulletin and Assessment 2019/2020** and select **ENROL** and **PROCESS PAYMENT** (Note: there is no charge to complete this) then select **GO TO TRAINING** the course will then appear under **MY TRAINING** so go in and select **START**

Courses in SLSQ Online Theory Assessments



There are 13 questions in the paper which are very easy if you read the Skills Maintenance Bulletin, the questions outlines the main changes for the coming season. These changes are also listed in the attached Skills Maintenance Bulletin. If you have a paper that has more or less than 13 questions or it is broken up into different section **STOP**... you are doing the wrong one.

Please ensure that you **print a copy of the completion certificate and bring it with you** to your chosen **proficiency** date or if you don't have access to a printer please email it to the office by 12pm on the Thursday before each **proficiency** date.

If you can't access this on a computer, you can print the attached Skills Maintenance Bulletin and Skills Maintenance Theory Paper or pick one up from the desk in front of the office to complete prior to the day and bring you with on the day. There will be no time to do papers on the morning of **proficiency**. If you turn up to a **proficiency** without having done the theory questions first or bring proof of completion you will not be able to participate in the **proficiency**.

NOTE: There is also a practical assessment this season as part of proficiency on the application of a bleeding control kit for life threatening bleeding, please ensure that you watch the video on the application of a Tourniquet and Oleas bandage prior to attending the proficiency. Go to <https://www.dropbox.com/s/8v7lypsulq1jc63/Bleeding%20Control%20Kit%20v1.mp4?dl=0> to view the video.

STEP 2 – MEMBERSHIP RENEWAL & FEE PAYMENT DUE NOW

To renew your membership online go to <https://members.sls.com.au> and either login or create a new portal account (if you don't already have one). Full instructions attached on how to renew and pay online. If you need help or just give me a call.

When you are renewing your membership please ensure that you check all your personal details including:

- Mobile number (used to send patrol reminders)

- Email address (used to send club information)
- Driver/ Marine Licence Expiry Date (If these have expired, we may be unable to make associated awards proficient)
- Blue Card Expiry Date 18+ only (If it has expired please see information below. NO Blue Card = No Proficiency)

REMEMBER: - It is a 2-step process

You must new your membership AND

Pay your membership

Your membership renewal will not be processed if both steps are not completed and it will be left as pending until both steps are complete

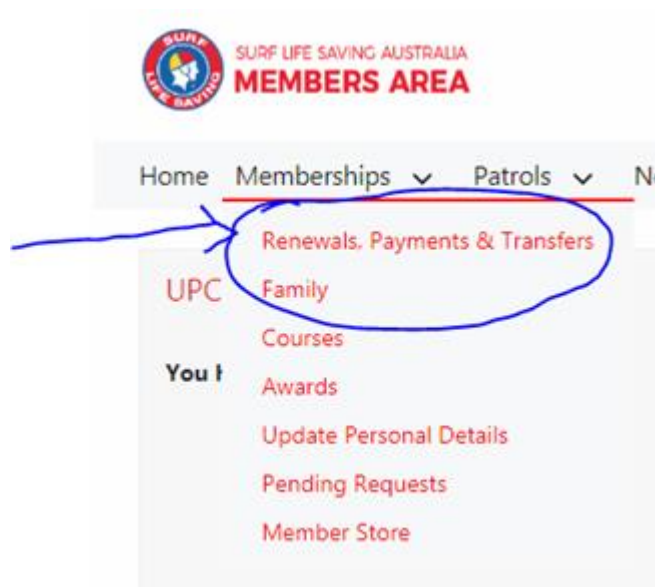
Membership fees for the 2019-20 Season are:

Active 18+ - \$100

Active U18 - \$90

Nipper Family Membership - \$250

Associate - \$130



STEP 3 – CREATE A USI

Do you have a USI? All members 15 years and over will need one apply for one at www.usi.gov.au It only takes 5 minutes and all you will need is a drivers licence or Medicare card or similar ID. Once you have created your USI or if you already have one please add this information to you member profile under memberships and update personal details in the Education section. If you have one but don't know what it is, you can retrieve it from this link as well. Any new awards that you do will not be processed unless you have a USI listed in the system. If you are having trouble adding your USI yourself, please email your USI to office@coolangattaslsc.com.au and we can add it for you.

STEP 4 – HOLD A CURRENT BLUECARD REGISTERED

ALL active members over 18 years of age must have a current Queensland Blue Card registered with Surf Life Saving Queensland. If you have a current Blue Card for work or

another organisation it has to be linked for use in Surf Life Saving, so you will need to complete a Blue Card Link Form. If you have a Blue Card Exemption you also need to complete a Blue Card Exemption form, if you don't have a current Blue Card or have never had one you need to complete a Blue Card Application form. All of these forms are available on our website <https://coolangattaslsc.com.au/membership> and the forms **MUST** be submitted through the club (not direct to Blue Cards) along with 2 forms of ID (this can all be scanned and emailed) or they will not be accepted by Blue Card Services. Please contact the office for more information if you are unsure. Please ensure when signing the form that your signature doesn't touch the lines or go outside of the box or your application will be invalid.

STEP 5 – COMPLETE THE CHILD YOUTH RISK MANAGEMENT (CYRM) STRATEGY

All active members over 18 years of age also need to complete the Child Youth Risk Management (CYRM) Strategy as well as holding a current Blue Card. This can be done online and will only take approx. 10 minutes. This program only needs to be completed once and if you have done it in previous seasons you don't need to complete it again. Di has a record of everyone that has completed it in the past. Please note this needs to be completed by **31st October 2019**.

To access the CYRM online system simply follow this link and sign in with the details provided below: <http://www.slsqpointdanger.com.au/portal/>

Username: cyrm

Password: member1920



Welcome to Point Danger Branch On-line Education and Induction Portal

<input type="text"/>
<input type="password"/>
LOG IN

Complete the form with:

Branch – Point Danger Branch

Club – Coolangatta Surf Life Saving Club

-- Select Branch -- ▼

First Name

Last Name

-- Position in Surf Club -- ▼

Contact Number

E-mail Address

eg. joe.bloggs@example.com

START INDUCTION

If you have any issues or questions, please don't hesitate to contact either me on 0438204479 or cto@coolangattaslsc.com.au or Di on 0755368474 or office@coolangattaslsc.com.au

We are always encouraging members to develop their skills and complete more courses, I have attached course schedule so if your keen to learn more please let me know.

Kind regards

Belinda Doman
Chief Training Officer
Coolangatta SLSC
0438 204 479